



# केन्द्रीय माध्यमिक शिक्षा बोर्ड

(शिक्षा मंत्रालय, भारत सरकार के अधीन एक स्वायत्त संगठन)

## CENTRAL BOARD OF SECONDARY EDUCATION

(An Autonomous Organisation under the Ministry of Education, Govt. of India)



No. CBSE/Coord/HQ/2025

Dated: 05-05-2025

### CIRCULAR

To,

The Principal/Head  
All Schools affiliated to CBSE  
(Through CBSE website)

**Subject: Access Code for Digilocker accounts of Class X and XII students to access their Digital Academic Documents (Mark sheet cum Certificates & Migration Certificates) pertaining to Board results-2025 exam.**

Dear Sir/Madam,

You are aware that from past several years, CBSE in technical collaboration with NeGD has been opening Digilocker accounts for Class X and XII students every year in advance to provide digital academic documents through CBSE's digital academic repository, "Parinam Manjusha," immediately after the declaration of result.

In order to further strengthen security & privacy of students' data, CBSE introduced six digit Access Code based activation for students' Digilocker accounts. After activation of Digilocker accounts, students can access their Digital Academic Documents under the 'Issued Documents' section.

The result of Board Exam-2025 is under preparation and it will be declared soon. The student wise Access Code file is being made available to Schools in their Digilocker accounts from where schools can download and disseminate Access Code to individual students.

Schools can follow the below mentioned steps to download the Access Code file for their students.

Step A: School will go to the link:- <https://cbse.digitallocker.gov.in/public/auth/login> and login using the LOC credentials and select 'Login as School' from the dropdown as shown below:

9


Contd... 2/-



"शिक्षा केन्द्र", 2, सामुदायिक केन्द्र, प्रीत विहार, दिल्ली-110092  
"SHIKSHA KENDRA" 2, COMMUNITY CENTRE, PREET VIHAR, DELHI-110092

Phone (off.) : 011-22509256-59, 22041807-08, Website: [www.cbse.gov.in](http://www.cbse.gov.in), [www.cbse.nic.in](http://www.cbse.nic.in)





Step B: Click on the 'Download Access Code file' option on the left panel of the screen. A new screen will appear from where schools can download the PIN:


- For Class X students - Click on Download Access Code for Class X
- For Class XII students – Click on Download Access Code for Class XII

After downloading the file, schools can share the Access Code individually with the respective students in a secure manner. Also, a User manual to guide the students for accessing the Digilocker is available on the same page. Schools must download the user manual and share with students.

The same has also been extended to the students of CBSE affiliated schools abroad. The students of these schools can access their Digilocker academic documents via Digilocker in following ways.

- By visiting the portal <https://results.digilocker.gov.in/> <https://results.digilocker.gov.in/>
- By creating a ticket on <https://nad-support.digilocker.gov.in/> with the category "CBSE International Student 2025".

The link of the User Manual is also available on CBSE website.

  
**Dr Sanyam Bhardwaj**  
**Controller of Examinations**



# User Manual

(For Students of CBSE affiliated schools India)

Stepwise User guide to access Class X and XII Marksheets cum Certificate & Migration Certificate after the declaration of result.



Version: 3.0





## DigiLocker Account Confirmation Process




1. Students can visit the URL <https://cbseervices.digilocker.gov.in/activatecbse> for initiation of the DigiLocker account confirmation process.
2. Once reached "Read the given instruction carefully and keep the necessary information ready"  
→ Click on Get Started with Account Confirmation.

**X & XII 2025 CBSE Students**

### DigiLocker Account Confirmation

CBSE Students shall create their DigiLocker Accounts here. Marksheets and other certificates will be made available in their account when the results are announced.

#### Steps to Confirm Account

-  Enter 6 Digit access code provided by your school.  
Contact your school if you have not received access code.  
Please prefix zero(0) if you have 5 digit access code.
-  Verify details, provide mobile number and validate with OTP received.
-  DigiLocker account will be verified and created. Students can access their marksheets in their account after declaration of results.

**Get Started with Account Confirmation**

3. To confirm your DigiLocker account you have to select your class first either X or XII → Then, enter your school code, roll number, and 6- digit access code (the access code shall be provided by your school, if not recd please contact your school) → click "Next"



DigiLocker Account Confirmation

Class: ☐ X ☐ XII

School Code\*  
Enter your school code.

Roll No\*  
Enter your roll number.

6 digit access code\*  
Enter your access code provided by school.

Next

Enter Only numeric Value as a  
**Access Code**

**Example:** Access code (as given by your school) if Access code is '012345', student should enter only 012345

Your basic details will be shown as under → Enter your ten-digit mobile number → and click on the "Submit" button.

**Note:** in case of Class XII, you may also be prompted to enter your "Date of Birth"

DigiLocker Account Confirmation

Name : Yashi Gupta  
Gender : FEMALE

Enter Your Mobile No.  
8840565921

Verify your Date of Birth  
22 / 12 / 1998

Submit

4. An OTP will be sent on mobile no entered. Now enter OTP (One time password) received on your mobile number → click on the "Submit" button.




The screenshot shows the 'DigiLocker Account Confirmation' page. At the top, there is a header with the CBSE logo and the DigiLocker logo. Below the header, the title 'DigiLocker Account Confirmation' is displayed. A message box states: 'Please enter One Time Password (OTP) sent on your mobile number \*\*\*\*\*5921.' Below this, there is a text input field labeled 'Enter OTP' with a masked input (\*\*\*\*\*). A note below the field says: 'Wait few minutes for the OTP, do not refresh or close!'. At the bottom, there is a 'Submit' button and a link that says 'Didn't received the OTP? Resend OTP'.

5. Your DigiLocker account shall be activated → upon successful confirmation → Click on “Go to DigiLocker account”

The screenshot shows the 'DigiLocker Account Confirmation' page for 'X & XII 2025 CBSE Students'. At the top, there is a header with the CBSE logo, the DigiLocker logo, and the G20 logo. Below the header, the title 'DigiLocker Account Confirmation' is displayed, followed by 'X & XII 2025 CBSE Students'. In the center, there is a large gear icon with a checkmark inside. Below the icon, the text 'Congratulations!' is displayed. A message box states: 'Your DigiLocker Account has been created Successfully.' At the bottom, there is a 'Go to DigiLocker Account' button.

**Note:** Once the CBSE Results for your class get published, you will view your digital mark sheet cum certificate and migration certificate under the “Issued documents section”.



6. In case, if you are already a registered user of DigiLocker i.e. your mobile number is already registered with DigiLocker, you may be prompted with the following message i.e. "Please click on Go to DigiLocker account".



**Note:** For DigiLocker accounts activated using the 6-digit Access code (similar to the above process), the mark sheets are automatically pushed to the issued section. However, for DigiLocker accounts created using the general process (not the above process), the user must search and pull their marksheets by manually entering the search parameter.





CENTRAL BOARD OF SECONDARY EDUCATION  
Committed to Equity and Excellence in Education



# User Manual

(For Students of CBSE affiliated schools Abroad)

Stepwise User guide to access Class X and XII  
Marksheets cum Certificate & Migration Certificate  
after the declaration of result.



## DigiLocker

Your documents anytime, anywhere





## Guidelines for students outside India

CBSE in technical collaboration with DIC/NeGD, Digilocker access has also been extended to the students of CBSE affiliated schools abroad. CBSE-2025 students outside India can access their digital marksheets and certificates in the following two ways via DigiLocker after declaration of results:

Option 1: By visiting the portal <https://results.digilocker.gov.in/>

Option 2: By creating a ticket on <https://nad-support.digilocker.gov.in/> with the category “CBSE International Student 2025”



**DigiLocker NAD**  
A Digital Repository for Academic Institutions



### Welcome to DigiLocker NAD Support

In process of our continued efforts to improve the user experience, all your past conversations will be available for your reference in “check ticket status”.

Onwards we will encourage you to use our ticket system only. Assure your best of co-operation.

DigiLocker NAD Support,  
Government of India

Submit

**The various options mentioned are explained below:**

*Option 1:* Follow the steps to access the mark sheet and certificate via portal

A. Visit <https://results.digilocker.gov.in/>

➤ Enter the required details



**CENTRAL BOARD OF SECONDARY EDUCATION**  
Committed to Equity and Excellence in Education

- Click on **Submit** as shown in the screenshot below

**DigiLocker**  
DigiLocker issued Certificates are legally valid as per the IT Act, 2008

**CENTRAL BOARD OF SECONDARY EDUCATION**  
**Examination 2025- Result**

**Roll Number\***  
12345678

**Class**  
X

**Date of Birth\***  
DD/MM/YYYY

☒ I have read and agree to [terms of use](#)

**Submit**

In case of any query/issue, please contact our [Support](#)

[Google Play](#) [App Store](#)

B. You can see your result as shown below.

- Go to the footer as shown in the screenshot and click on the tab 'Click here'



DigiLocker Issued Certificates are legally valid as per the IT Act, 2008.



CENTRAL BOARD OF SECONDARY EDUCATION  
SECONDARY SCHOOL EXAMINATION  
(CLASS X) RESULTS 2025

ROLL NO 13100014  
CANDIDATE NAME SHUBHAM KUMAR  
MOTHER'S NAME MAMTA  
FATHER'S NAME SHASHI KUMAR  
DATE OF BIRTH 15/02/2005  
SCHOOL NAME BAL NIKETAN SR MODEL SCH SECT 37-A CHANDIGARH

S.CODE	SUBJECT	TH	IA/PRAC.
184	ENGLISH LING & LIT.	021	016
002	HINDI COURSE-A	030	012
241	MATHEMATICS BASIC	012	013
086	SCIENCE	020	013
087	SOCIAL SCIENCE	023	012
004	PUNJABI	028	011

Get your authentic CBSE digital marksheet in DigiLocker!

[Access DigiLocker Now](#)

Are you a Foreign CBSE Student?

To get your authentic digital marksheet on your email [Click here](#)

Don't have APAAR ID? [Create APAAR ID](#)

To know more about APAAR [click here](#)

In case of any query/issue, please contact via [Support](#)

C. Enter your **Roll Number, Date of Birth, Phone Number and Email ID** then click on '**Submit**'.



**CENTRAL BOARD OF SECONDARY EDUCATION**  
Committed to Equity and Excellence in Education

The image shows a registration form on the DigiLocker platform. At the top, the DigiLocker logo and text "DigiLocker" are visible, along with a small note: "DigiLocker based Certificates are legally valid as per the IT Act, 2008". Below this, a heading states: "Foreign students get CBSE 2025 result on your email". The form contains several input fields: "Roll Number\* (12345678)", "X" (likely a dropdown for class), "Date of Birth\* (DD/MM/YYYY)", "Phone Number\* (xxxxxxxx)", and "Email ID\* (xxxxxx@xxxxxx)". There is a checkbox labeled "I have read and agree to [terms of use](#)". A "Submit" button is located below the checkbox. At the bottom of the form, a disclaimer states: "Unauthorized attempts to access, information on DigiLocker are strictly prohibited and is punishable under section 43, 66 of the Indian Information Technology ACT, 2000". Below the disclaimer, there is a line of text: "In case of any query/issue, please contact our Support" and two icons for Google Play and the App Store.



D. Your digital mark sheet will then be sent to your email address.



*Option 3:* Students can access the mark sheet and certificate by creating a ticket on <https://nad-support.digilocker.gov.in/> with the category "CBSE International Student 2025".





**DigiLocker NAD**

Close X

**Open a New Ticket**

Please fill in the form below to open a new ticket.

Enter your full name

Enter your Mobile Number for communication

**Need Help\***

**Sub Category \***

**Sub Category 2 \***

**Sub Category 2 \***

**Add Details \***

<> 1 2 3 4 5 6 7 8 9 10

Please write your issue in detail with screenshots if any

Drop files here or choose them

Submit